



HCEDC

Hudson County
Economic Development
Corporation

Hudson Facts

2019

Phone: 201-369-4370

Fax: 201-369-4341

www.hudsonedc.org



Welcome to the Hudson County Economic Development Corporation and our information series for business.

The Hudson Facts guide provides useful data to familiarize you with Hudson County.

If you are considering moving to or expanding your business in Hudson County, this guide is a starting point to explore county demographics and other important characteristics. And if you are already in business and contemplating expansion to new customer markets, the demographic information and links to useful resources are invaluable. This information will provide a better understanding of the local customer base.

In addition to the information provided in this guide, County demographic information is available on the NJ Department of Labor and Workforce Development, Labor Market Information web page. Go to: <https://censusreporter.org/profiles/05000US34017-hudson-county-nj/>

Municipal level demographic information is available at: <https://www.nj.gov/labor/lpa/content/reporter/hud.htm>

This guide is a part of the HCEDCs information series, including: Major Employer's List, Urban Enterprise Zone Programs, Municipal Contacts, and Hudson Facts.

This report is in partnership with the Hudson County Division of Planning.

The Hudson County Economic Development Corporation has compiled this data from the most current sources available. The nature of business, however, dictates constant change. We are not responsible for any errors or omissions contained herein.

About the HCEDC

The HCEDC is a not for profit economic development corporation serving each of Hudson's twelve municipalities.

Mission: to serve Hudson County's diverse communities by providing comprehensive financial access, information, professional training and affordable housing.

Vision: to build a healthy local economy through collaborative partnerships for businesses, organizations and individuals.

Our Focus

The HCEDC focuses on four program areas: Business Loans, Education, Information, and Housing.

Business Loans

We're committed to helping you access the resources you need to build a healthy business. To make this possible, we've partnered with a dedicated team of lenders to provide a wide variety of loans. Together, we'll explore your eligibility for available financing and incentive programs. We'll counsel you on the financing options that best meet your goals and prepare you for the application and closing process. We'll continue to be a resource for you even after your loan closes!

Education

Whether you are a business-savvy expert or looking to start a new venture, we can help you sharpen your skills to take your business to the next level. We've partnered with chambers of commerce, local colleges, universities and training experts in the fields of finance, sales and business to provide a variety of lectures, courses and workshops throughout Hudson County. Our training ranges from two-hour lectures to six-week courses; in-depth, advanced training up to 15 weeks is also made available to established businesses.

Information

HCEDC is dedicated to educating and assisting local businesses to provide for the needs of their employees and community. On our website, you will find a number of valuable resources for current and future business owners including the Hudson County Major Employers report, Municipal Contacts, Hudson Facts and more. These reports provide information that can save you time and connect you with the right people and resources in the county and in each municipality. For more information, go to: www.hudsonedc.org

Housing

We're committed to providing affordable housing to help our communities take a step to building wealth while strengthening our local economy. By elevating the quality of life for all individuals in Hudson County we can build a solid foundation for the future.

Table of Contents

County Map.....	4
Economic Information.....	5
Resident Information.....	7
Household Information.....	10

Hudson County, NJ

County in: [New Jersey, United States](#)

691,643

Population

46.2 square miles

14,957.2 people per square mile

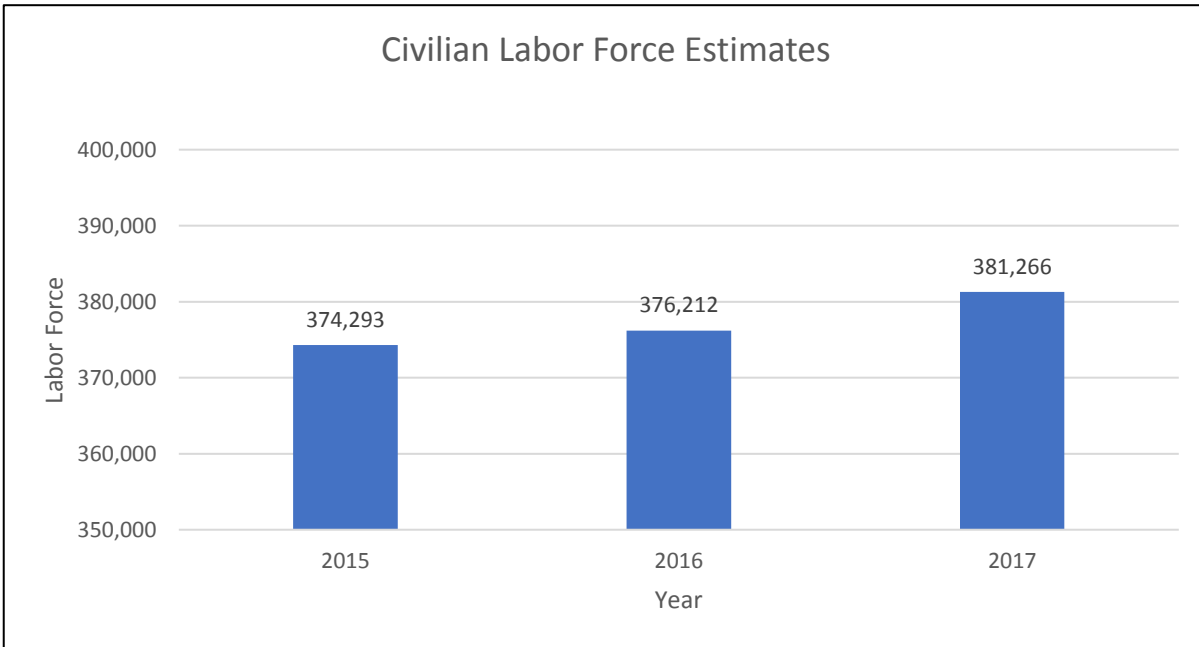
Census data: ACS 2017 1-year unless noted



0 0.5 1 2 Miles

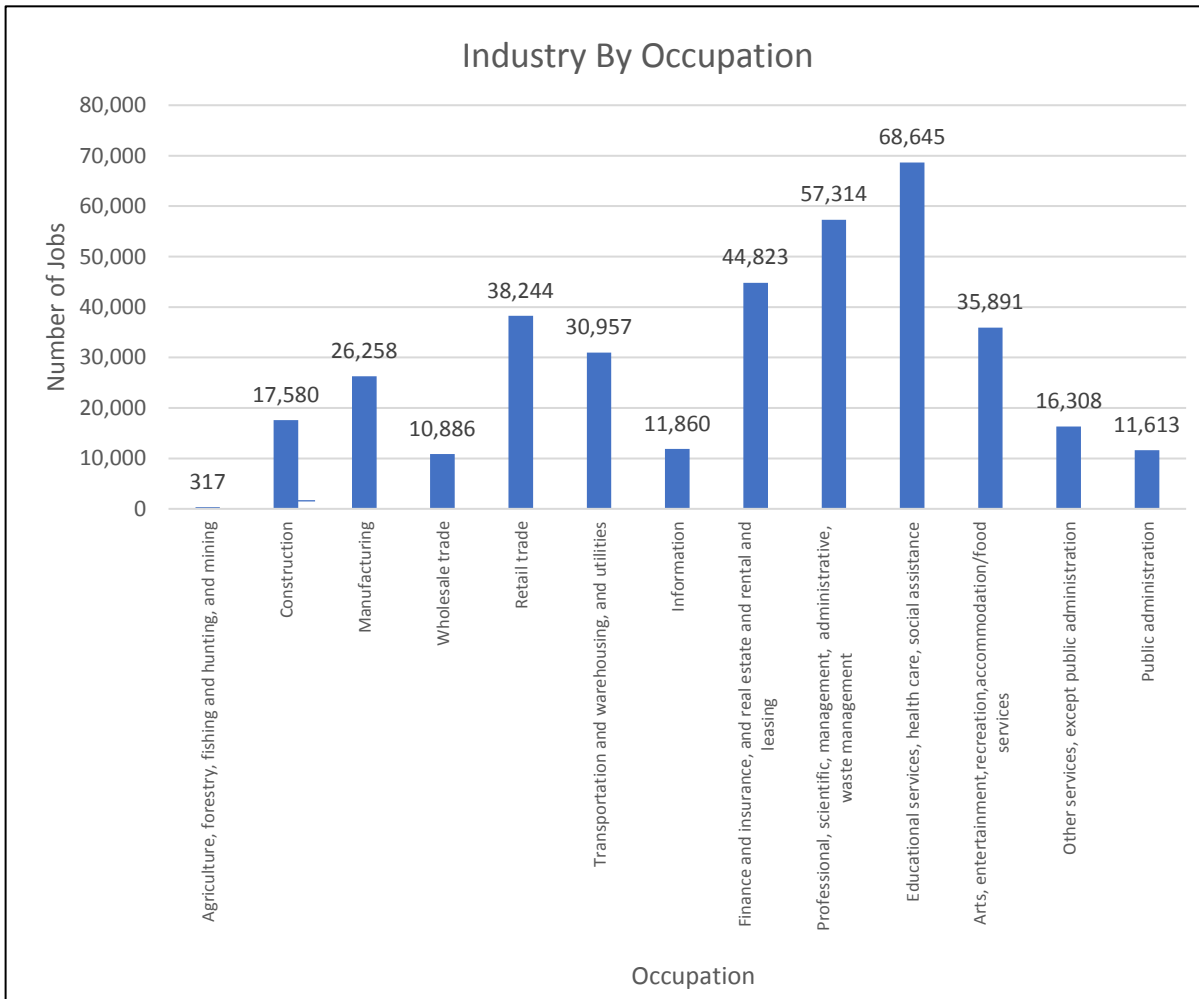
Map created by the Hudson County Division of Planning

Economic Information



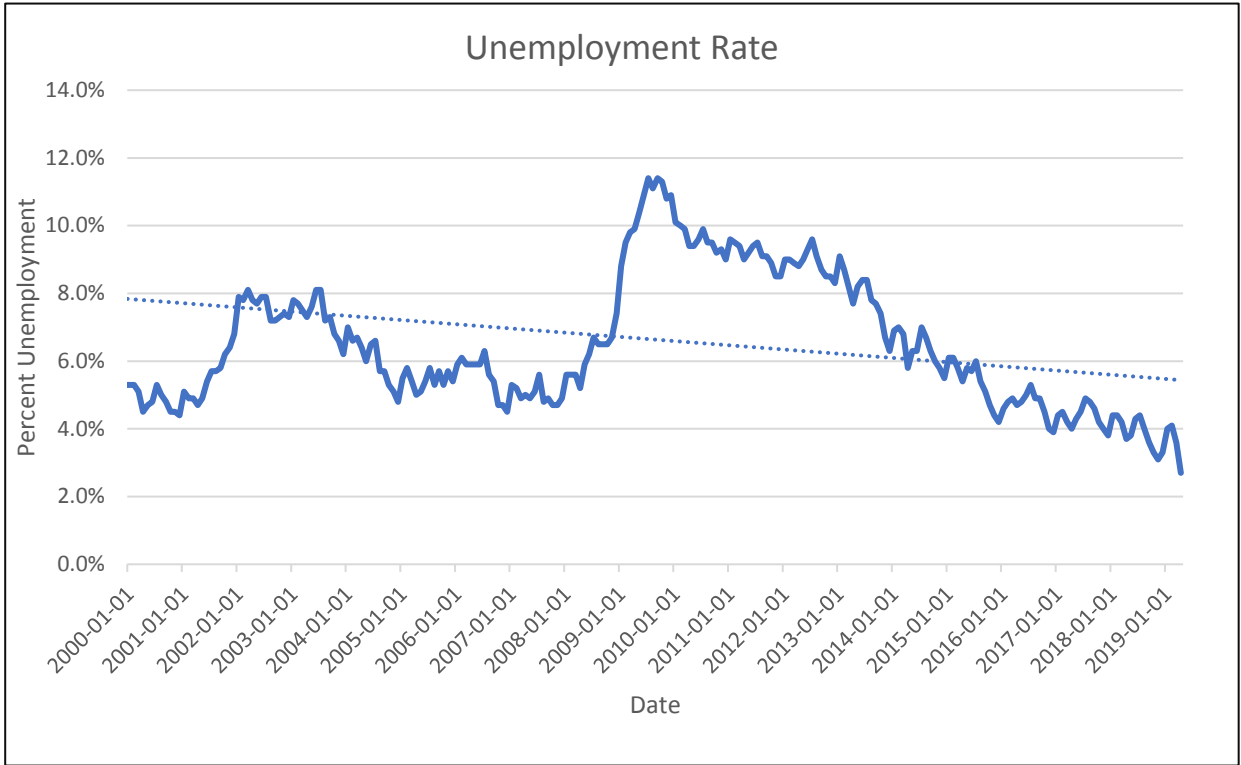
The Civilian Labor Force refers to Americans considered either employed or unemployed by the U.S. Census Bureau. The graph shows an increase in the total labor force, meaning people who are searching for or holding a job.

U.S. Census Bureau Quick Facts Hudson County NJ 2018



This graph shows Hudson County's main occupations and the total number of people in each occupation. The top occupation of Hudson County workers is Education, Healthcare, and Social Services.

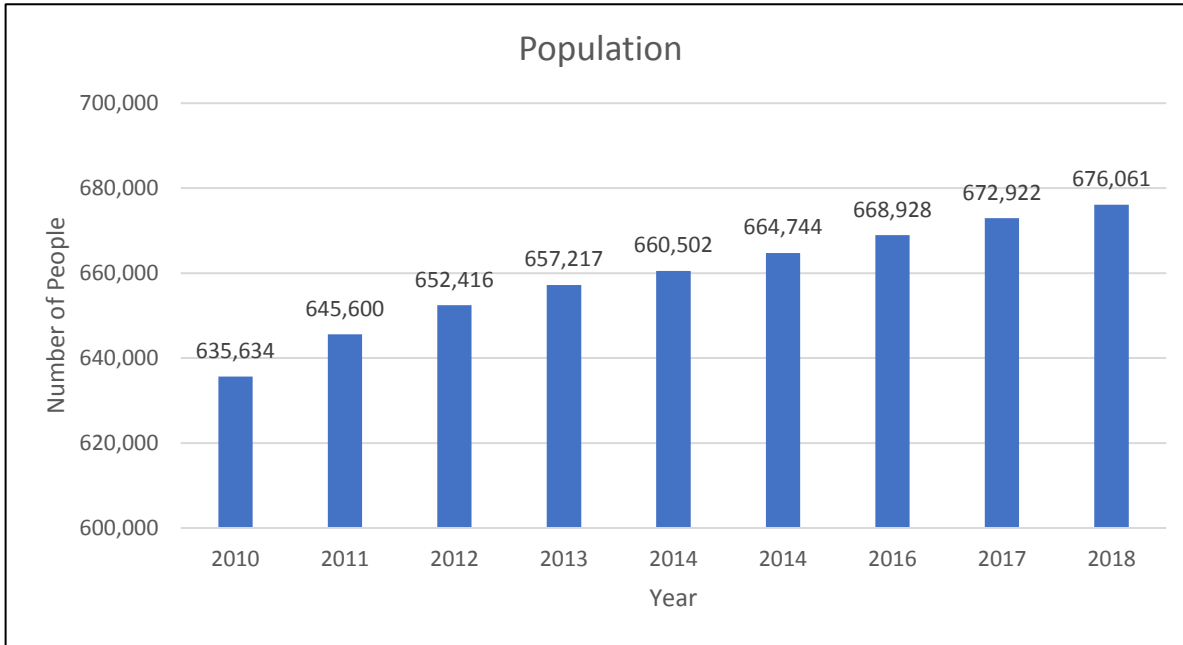
U.S. Census Business Builder Regional 2017



The unemployment rate is the percentage of unemployed workers in the total labor force. This graph shows the downward trend for Hudson County's unemployment. There has been a constant decrease in unemployment since 2010, reaching an all-time low of 2.7% as of May 2019. According to the Bureau of Labor Statistics as of June of 2019, Hudson County's unemployment rate is lower than the state of New Jersey (3.5%) and the U.S. (3.7%).

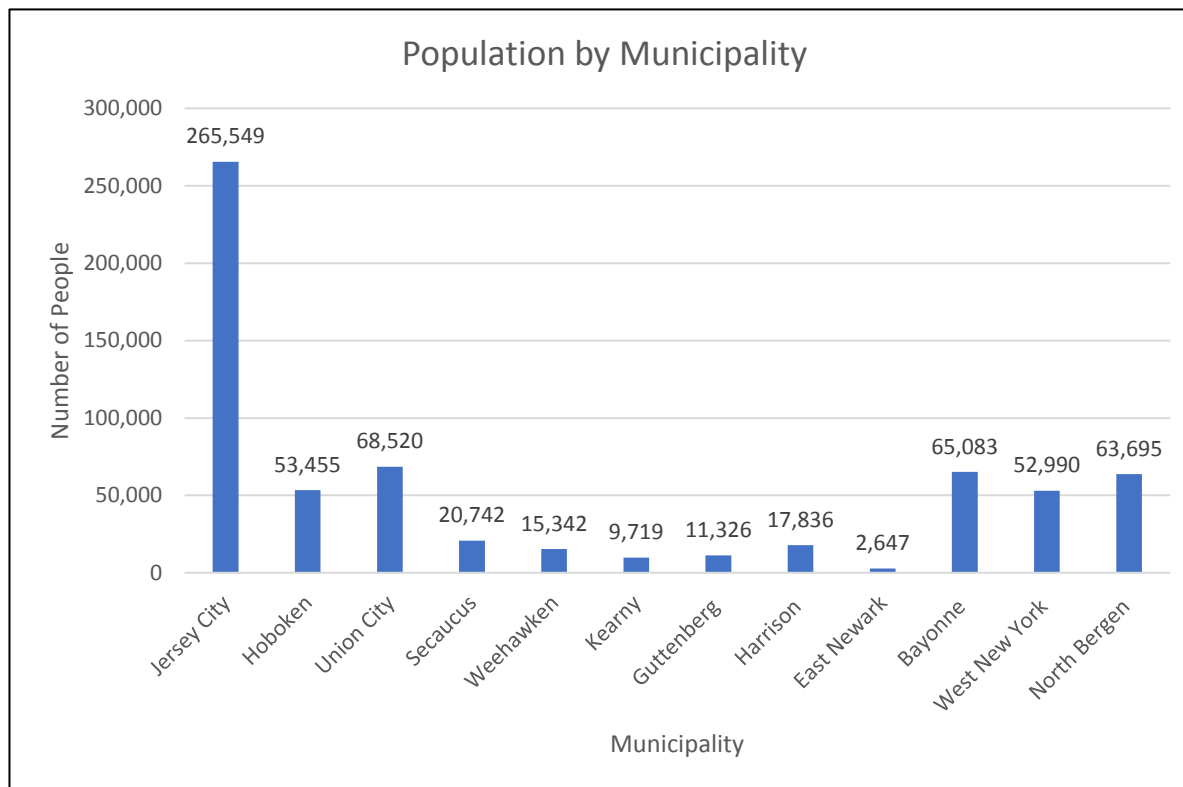
U.S. Bureau of Labor Statistics 2019

Resident Information



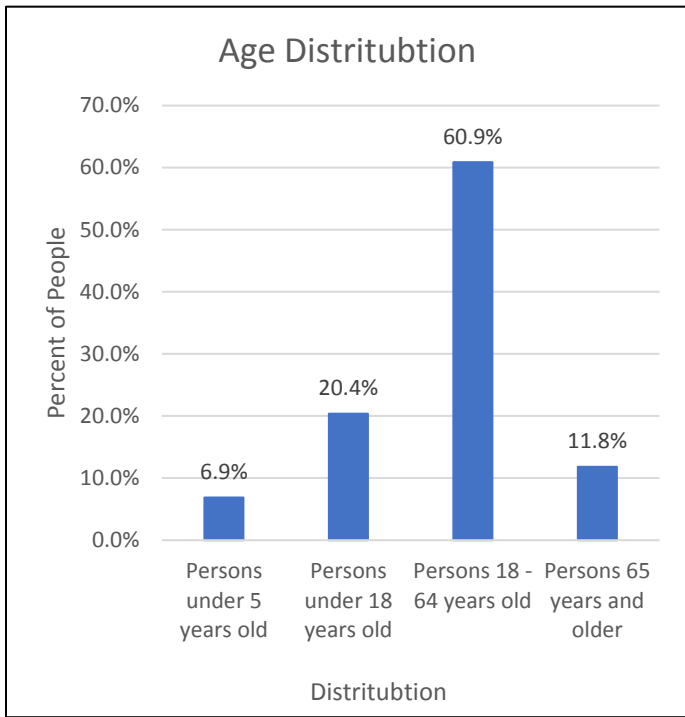
U.S. Census Bureau Quick Facts Hudson County NJ 2018

The population of Hudson County has been growing steadily over the past years. According to the United States Census Bureau, Hudson County is the fourth largest county in the state, by population. Hudson County is the smallest geographically (46 square miles) and most densely populated. The population density of the county is 14,957 people per square mile.



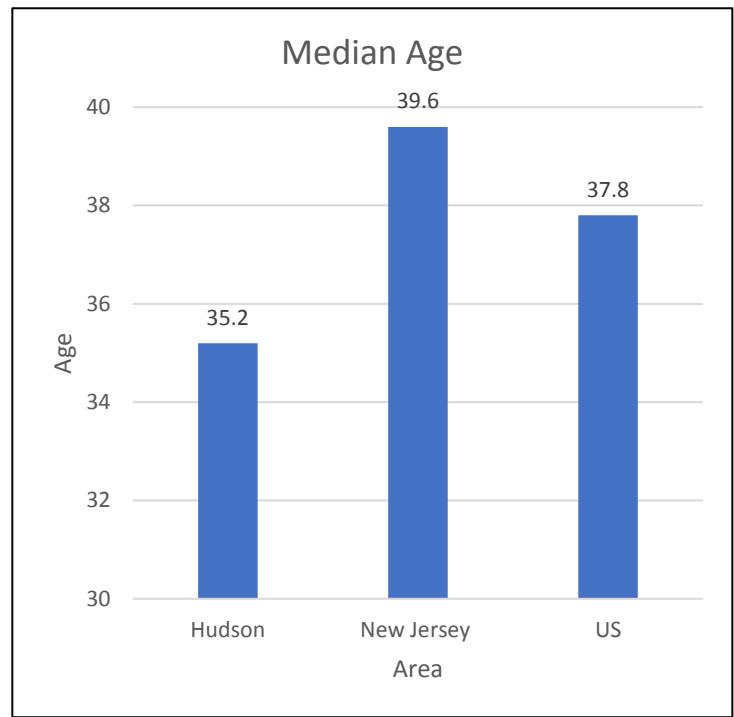
U.S. Census Business Builder Regional 2017

This graph shows the population of each Hudson County municipality. Population by municipality shows that Jersey City is the largest municipality. Jersey City is the second largest city in the state of New Jersey with 265,549 people.



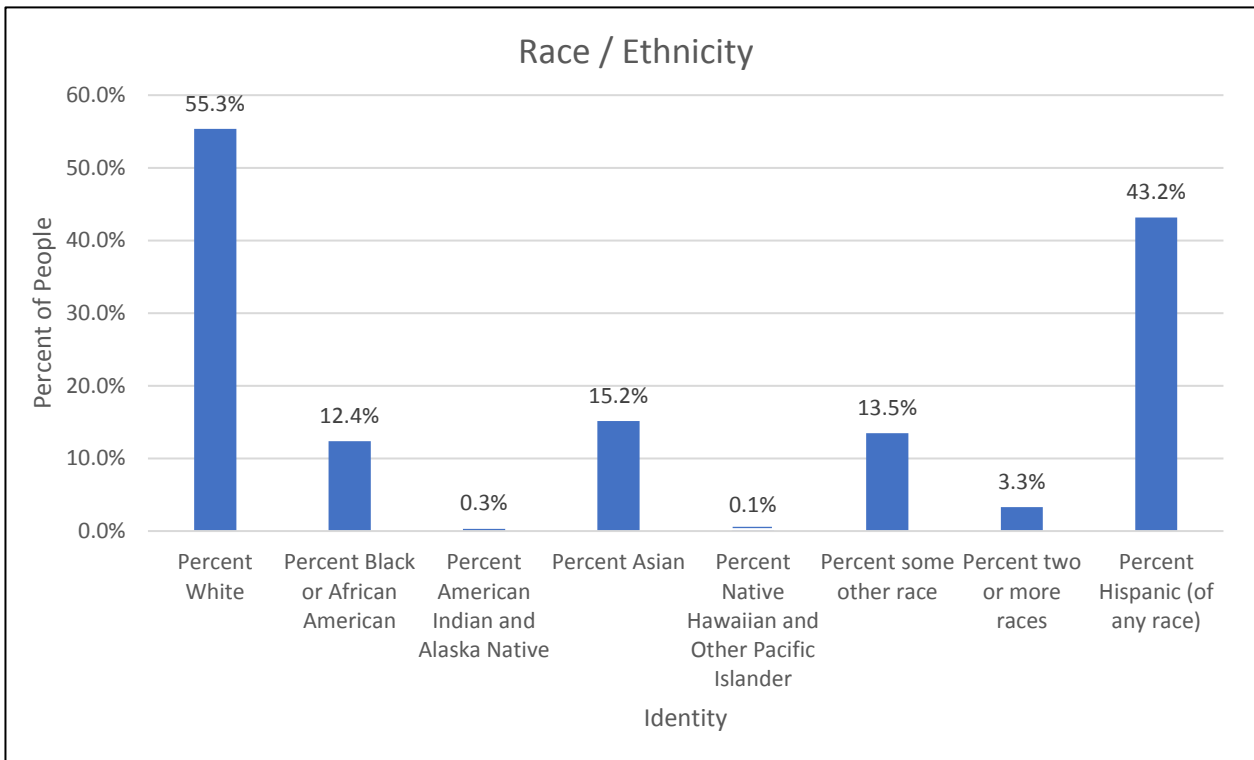
U.S. Census Bureau Quick Facts Hudson County NJ 2018

Age distribution summarizes residents in the county by age in years. The population of the county is concentrated in the range of 18-64.



U.S. Census Bureau Quick Facts Hudson County NJ 2018

The median age in Hudson County is lower than both New Jersey and the U.S. This means the county population is relatively young in comparison.



U.S. Census Business Builder Regional 2017

According to the United States Census Bureau, race and ethnicity are self-identification data items in which residents choose the race/races or ethnicity with which they most closely identify. The largest categories in Hudson County are White and Hispanic.

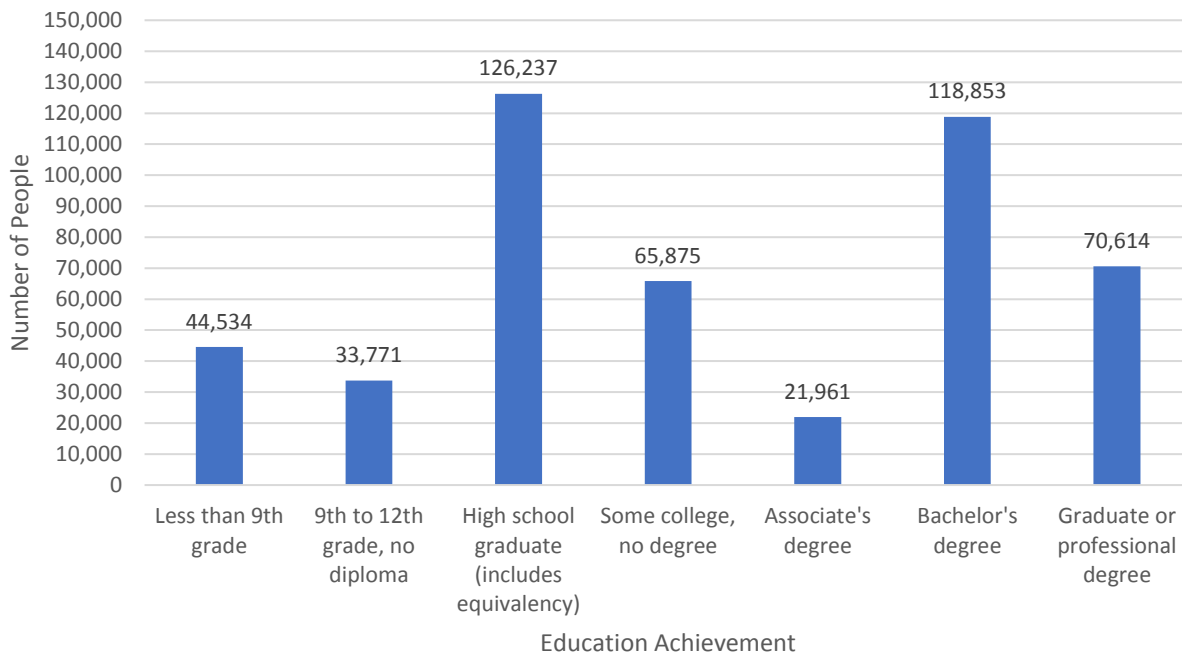
Per Capita Income (Past 12 months)



Per capita income measures the average income earned per person in a given area in a given year. Hudson County has a lower income than the state of New Jersey, but higher than the U.S. average.

U.S. Census Bureau Quick Facts Hudson County NJ 2018

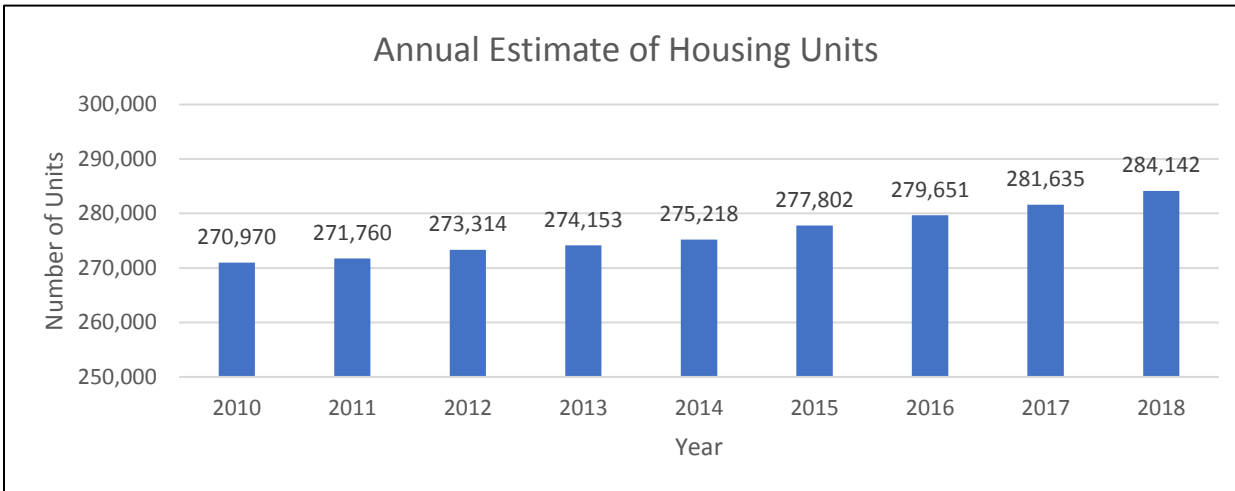
Education



This graph shows the highest level of educational achievement for Hudson County residents. A large proportion of Hudson County residents have graduated high school and have additional college credentials.

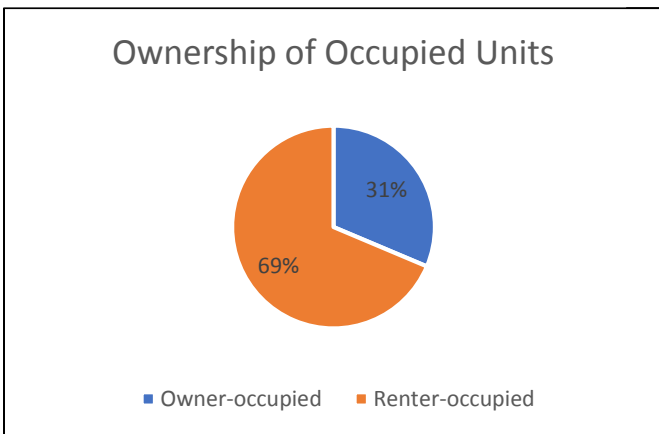
U.S. Census Bureau Quick Facts Hudson County NJ 2018

Household Information



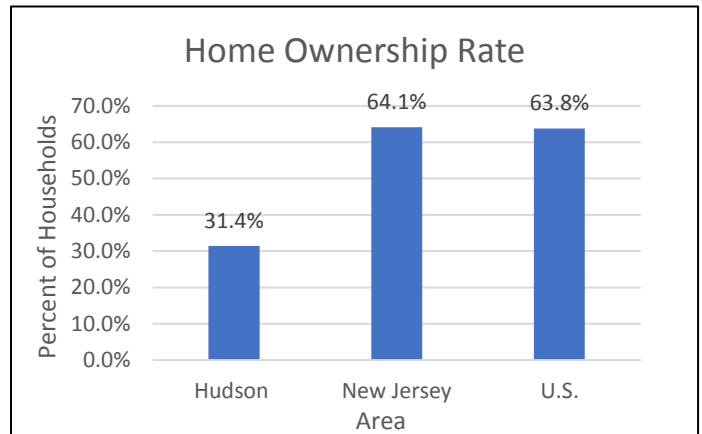
The annual estimate of housing units is an estimate of the total number of housing units in a particular year. Over time there has been a steady growth in the number of housing units in Hudson County.

U.S. Census Bureau Quick Facts Hudson County NJ 2018



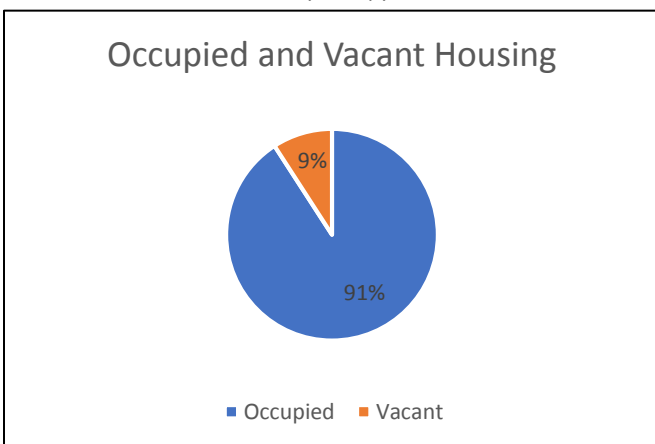
U.S. Census Bureau Quick Facts Hudson County NJ 2018

Ownership of the occupied units is defined as the owner or co-owner lives in the unit, even if it is mortgaged or not fully paid for. Most Hudson County residents rent the units they occupy.



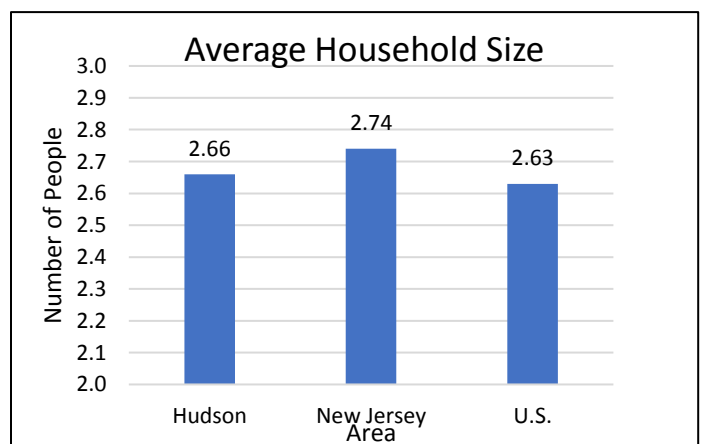
U.S. Census Bureau Quick Facts Hudson County NJ 2018

Home ownership rate is the percentage of homes that are owned by their occupants. Just over thirty-one percent of households own the home they occupy



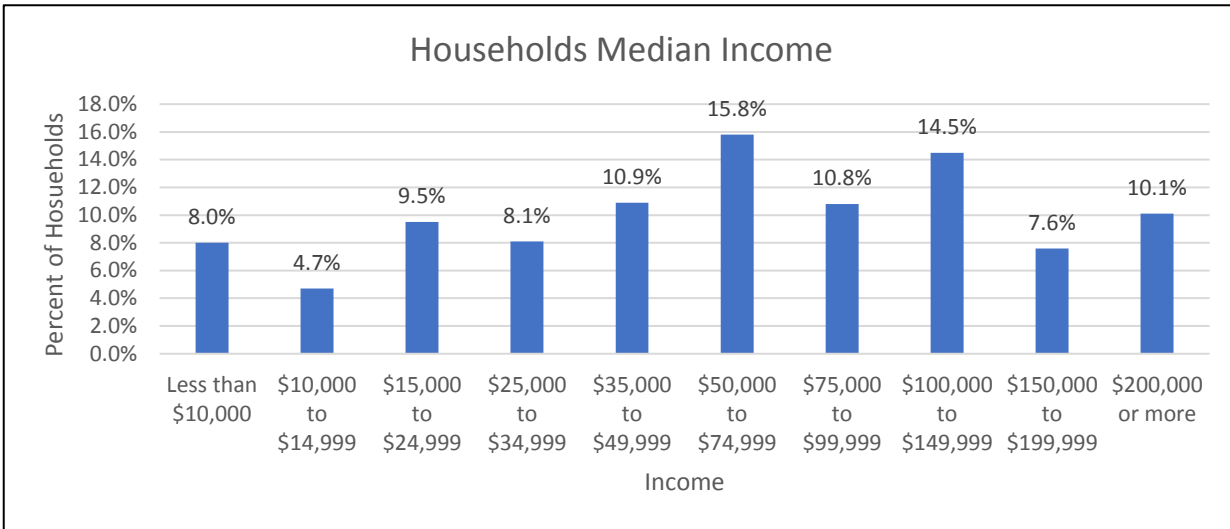
U.S. Census Bureau Quick Facts Hudson County NJ 2018

Occupied and vacant housing shows the percentage of Hudson County housing units which have residents living in them and those that are vacant. The majority of Hudson County units are occupied.



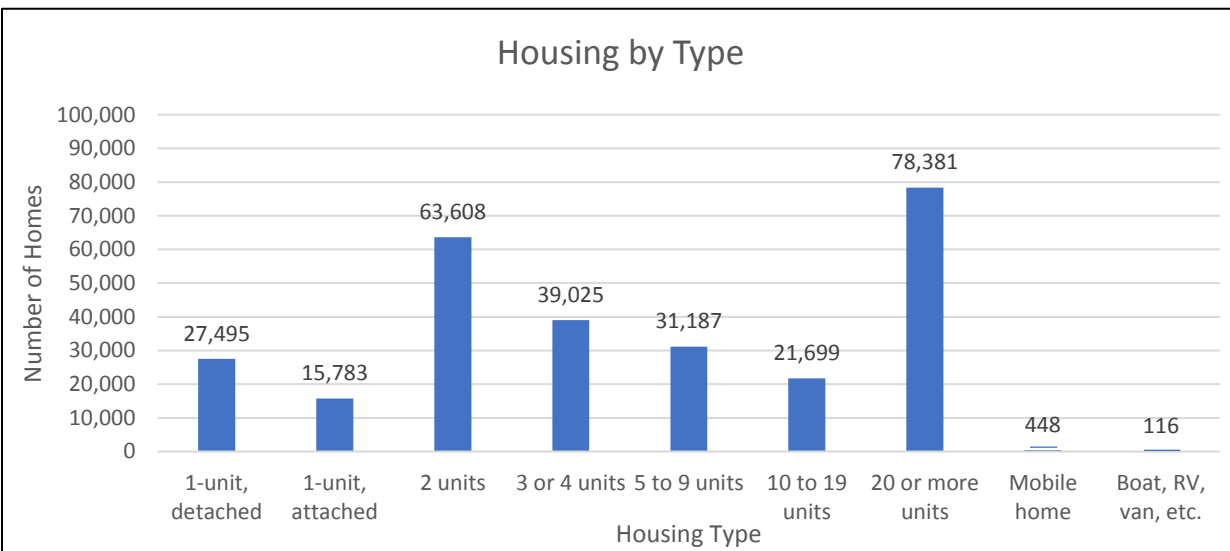
U.S. Census Bureau Quick Facts Hudson County NJ 2018

The average household size is the average number of people living in a single home. Hudson County has a lower average household size than New Jersey, but higher than the U.S. average.



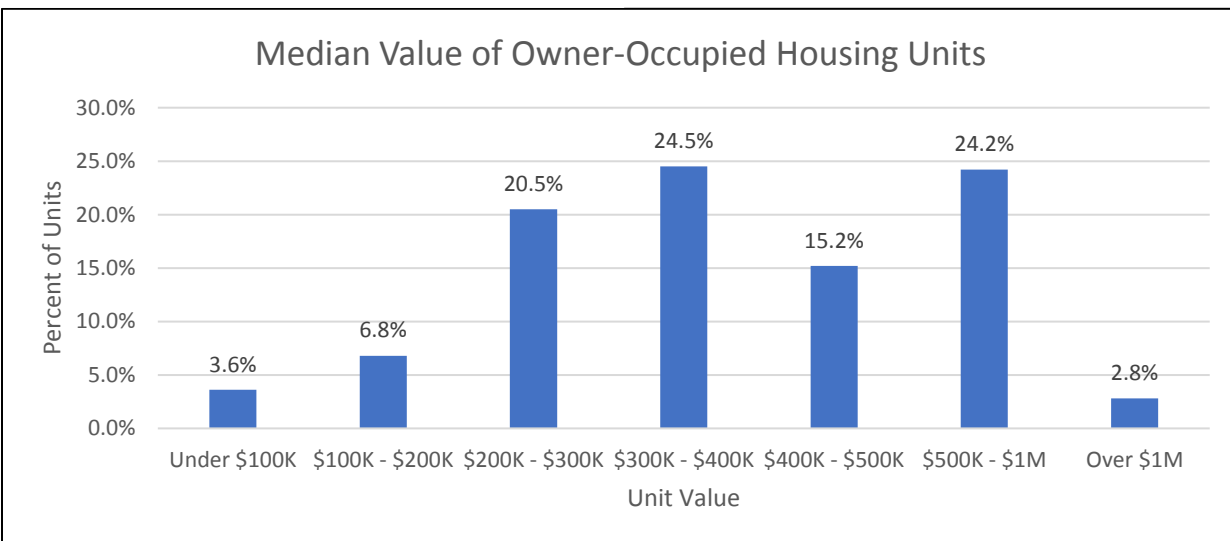
The household median income refers to the income level earned by a given household. Hudson County's household median income is \$62,681.

U.S. Census Bureau Quick Facts Hudson County NJ 2018



Housing by type shows the variety of Hudson County housing forms. The graph indicates that most Hudson County residents live in multifamily housing units.

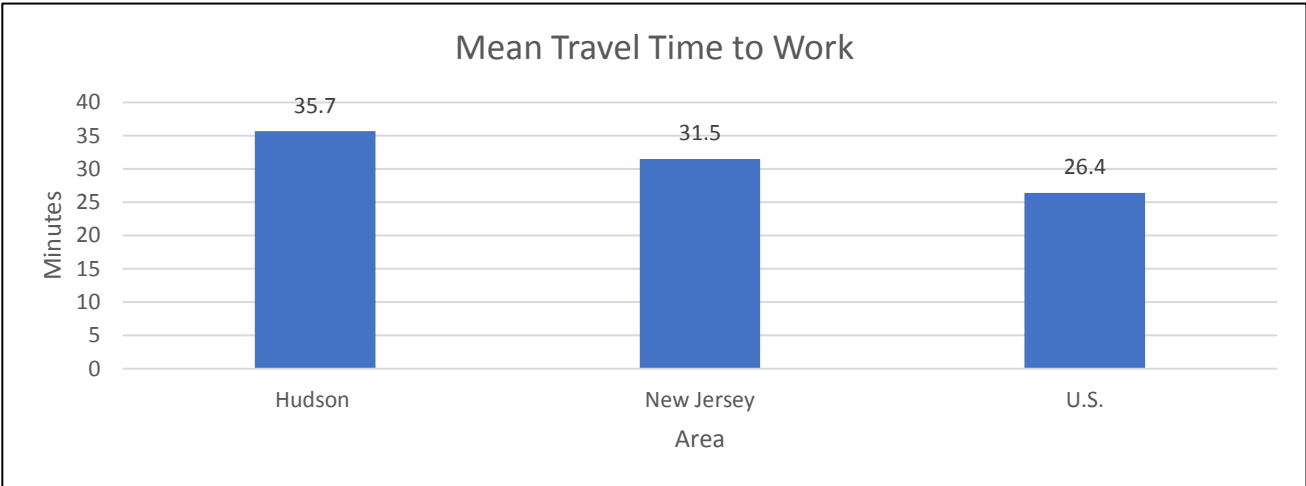
U.S. Census Bureau Quick Facts Hudson County NJ 2018



According to the United States Census Bureau, the median value of an owner-occupied housing unit is the estimate of how much the property would sell for. In the 2013-2017 U.S. Census Bureau Quick Facts, it states that Hudson County's median value is \$349,500.

U.S. Census Bureau Quick Facts Hudson County NJ 2018

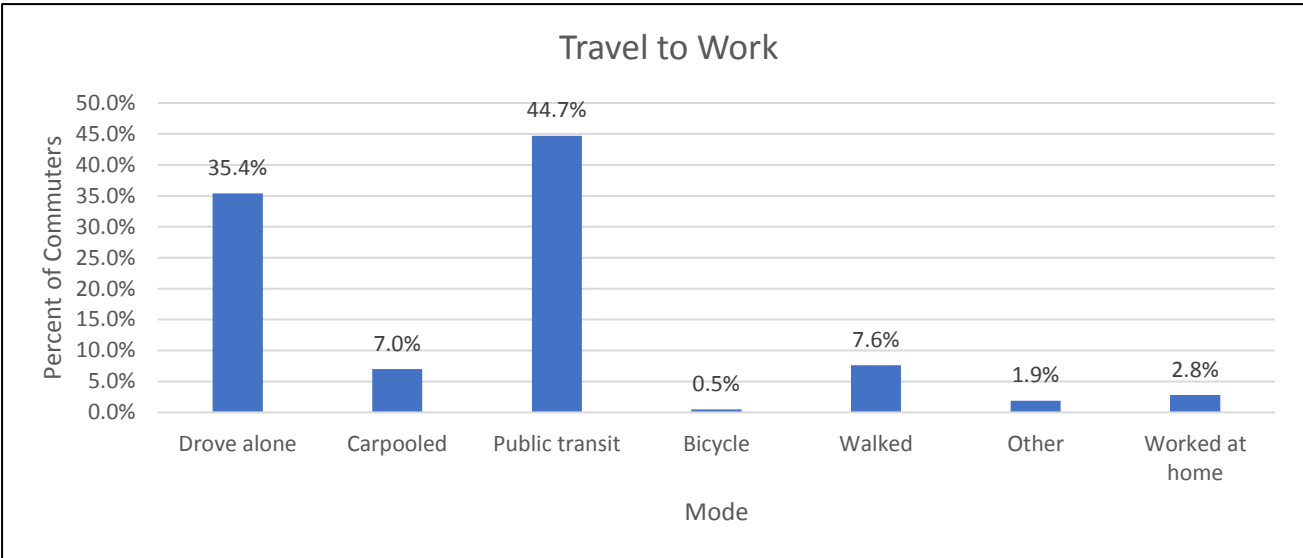
Mean Travel Time to Work



The mean travel time to work is the amount of time, in minutes, it takes while traveling to work. The mean travel time to work is higher for Hudson County compared to New Jersey and the U.S.

U.S. Census Business Builder Regional 2017

Travel to Work



The most common mode for traveling to work is public transit, followed by a high percentage of people who drive alone to work.

U.S. Census Bureau Quick Facts Hudson County NJ 2018